

CepraGold

250mg cephalonium (as dihydrate)
in a long-acting base / 3g syringe

FOR DRY COW USE ONLY READ LABEL BEFORE USE

INDICATIONS

For use in lactating cows at drying off for:

- treatment of subclinical mastitis that may be present at drying off including those caused by *Staphylococcus aureus*, *Streptococcus uberis*, coagulase negative Staphylococci (CNS), *Streptococcus agalactiae*, *Streptococcus dysgalactiae*, *Trueperella pyogenes*, and *Escherichia coli* susceptible to cephalonium
- reduction of new bacterial infections in the udder at drying off and during the non-lactating (dry) period
- helping to reduce somatic cell counts and mastitis in the subsequent lactation

Maintains effective levels of cephalonium to protect against Staphylococcal and Streptococcal infections for up to 10 weeks, and *E. coli* infections for up to 4 weeks.

DOSAGE AND ADMINISTRATION

For intramammary use. Administer one syringe per quarter.

Treatment **MUST** be at least **49 days before calving**.

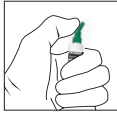
Treat each cow immediately following its final milking for the season. Administration must not be delayed.

When using dry cow preparations, care must be taken not to introduce infection into the udder. Clean each teat thoroughly with a fresh teat wipe. Allow to dry. Insert nozzle (either partial or full insertion) and infuse the full contents of syringe into the teat canal. Spray carefully with an approved teat spray. See detailed step by step infusion procedure as follows:

1. After milking is complete, thoroughly clean and disinfect the end of the teat (e.g. with a fresh teat wipe).



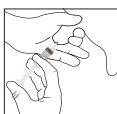
2 a) For partial insertion hold the barrel of the syringe and push off the small upper third of the cap (the base portion of the cap remains on the syringe). Take care not to contaminate the exposed part of the nozzle.



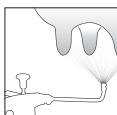
2 b) For full insertion remove the cap fully by holding the barrel of the syringe firmly in one hand and with the thumb push up and along the length of the cap until the cap clicks off. Take care not to contaminate the nozzle.



3. Insert the nozzle into the teat canal and apply steady pressure on the syringe plunger until the full dose has been delivered. Holding the end of the teat with one hand, gently massage upwards with the other to aid dispersion of the antibiotic into the quarter.



4. Finally, spray teats carefully with an approved teat spray.



WITHHOLDING PERIODS

It is an offence for users of this product to cause residues exceeding the relevant MRL in the Food Notice: Maximum Residue Levels for Agricultural Compounds.

MILK

If calving occurs 49 days or more after treatment: Milk (colostrum) from the first 8 milkings after calving should be prevented from directly entering the human food chain.

If calving occurs within 49 days after treatment:

Milk to be sold for human consumption may be taken only after the full 49 days from treatment and a further 8 milkings have elapsed.

Please consult your veterinarian for further advice.

MEAT

Animals producing meat and offal for human consumption must not be sold for slaughter either during treatment or within 30 days of the last treatment.

PRECAUTIONS

Use immediately after the last seasonal milking only. Dry cow therapy should be used once at drying off only. Lactating cow products should be used for cases of clinical mastitis detected during the dry period. Not for use on lactating dairy cows.

WARNING: Contains penicillins which may cause skin irritation or an allergic skin reaction. Do not handle this product if you know you are sensitised, or if you have been advised not to work with such preparations. Wear protective gloves, and wash hands after use.

FIRST AID

IF ON SKIN: Wash with plenty of water, take off contaminated clothing and wash it before reuse. Contaminated clothing should not be allowed out of the workplace. If skin irritation or rash occurs, get medical advice/attention. For advice contact the National Poisons Centre 0800 POISON (0800 764 766) or a doctor.

STORAGE

Store below 25°C. Protect from light. Do not refrigerate or freeze.

DISPOSAL

Dispose of empty container and unused contents to an approved landfill, or other approved facility or authorised recovery programme.



Registered pursuant to the ACVM Act 1997, No. A12049
See www.foodsafety.govt.nz for registration conditions.

Registered to:

AgriHealth NZ Limited
www.agrihealth.co.nz
Phone 0800 821 421

AgriHealth