

Progesterone inserts for NZ anoestrous dairy cows

In an NZ seasonal calving system with a mating period of 10-14 weeks, approximately 20% of cows in each herd are anoestrous (no visible oestrus, NVO) at the planned start of mating (PSM) for the herd (Rhodes et al, 2003). For the best economic return, anoestrus treatment is administered so that the set-time artificial insemination (STAI) coincides with the PSM (Hanlon, 2010).

Anoestrus treatment programs most commonly comprise a progesterone insert as part of the treatment program. It is generally accepted that plasma progesterone concentrations >1ng/mL are required to ensure cows do not exhibit oestrus and/or ovulate whilst under treatment with a progesterone insert (Rathbone, 2001).

Several commercial inserts are available in NZ, each containing a different quantity of progesterone. These have been shown in plasma progesterone bioequivalence studies to have similar peak concentrations of progesterone and mean progesterone concentration from insertion to Day 7 (Rogan et al, 2007).

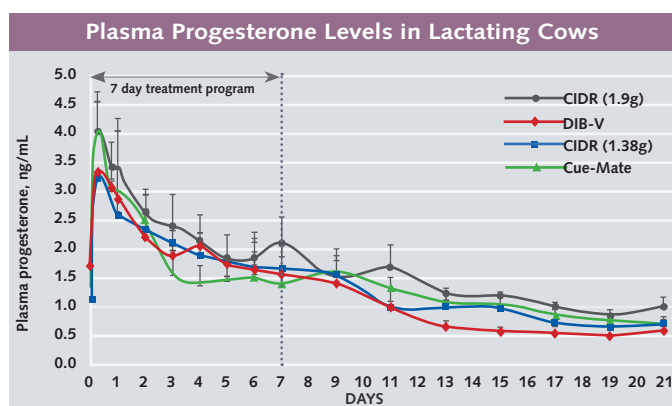


Figure 1. Plasma progesterone levels in lactating Holstein cows treated with various progesterone inserts over 21 days.

As a result, it was hypothesised that these progesterone inserts would have similar pregnancy outcomes in 7 day programs when compared in reproductive efficacy studies.

A series of studies has been undertaken by AgriHealth to compare treatments of NZ anoestrous dairy cows. In the studies, anoestrous cows that were more than 25 days calved, were presented by farmers for enrolment in each of the studies, following >21 days of heat detection. Cows were presented for treatment 10 days prior to the PSM.

Cows in all treatment groups were inseminated to STAI approximately 16-20 hours after the final GnRH injection. If cows were observed in heat after device removal and within 48 hours of the STAI, they were inseminated to this detected heat. Dated pregnancy testing was undertaken in all herds by the overseeing veterinarians to determine day of conception. Pregnancy rates at STAI and 28 days were compared between the treatment groups.

Study 1

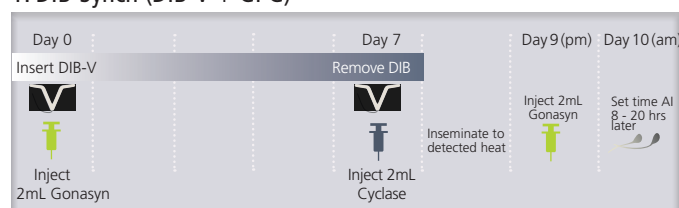
Objective

To compare the efficacy of intravaginal progesterone inserts containing either 1.38g (CIDR), or 1.0g (DIB-V) progesterone for the treatment of NVO dairy cows in New Zealand.

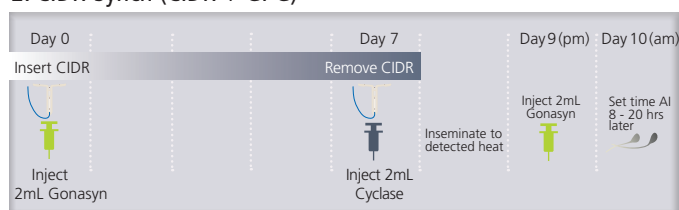
Study design

954 non-cycling cows from 12 commercial dairy herds across NZ were enrolled in the Study. The Study was conducted in Spring 2010 and overseen by 8 Veterinarians from 7 rural Veterinary Practices. Enrolled cows were assigned to one of two treatment groups:

1. DIB-Synch (DIB-V + GPG)



2. CIDR-Synch (CIDR + GPG)



Results

Treatment (progesterone content)	Proportion conceiving (95% CI)	
	STAI	28 day
DIB-V (1.0 g)	0.38 (0.33 – 0.42)	0.56 (0.52 – 0.60)
CIDR (1.38 g)	0.38 (0.34 – 0.43)	0.57 (0.52 – 0.61)

Table 1: Pregnancy rates for Study 1

The results from Study 1 are shown in Table 1. There was no difference between DIB-V and CIDR treatment groups for any of the outcomes measured ($p > 0.05$), which included proportion conceiving to STAI, proportion conceiving within 28 days from PSM, and interval from end of treatment to conception.

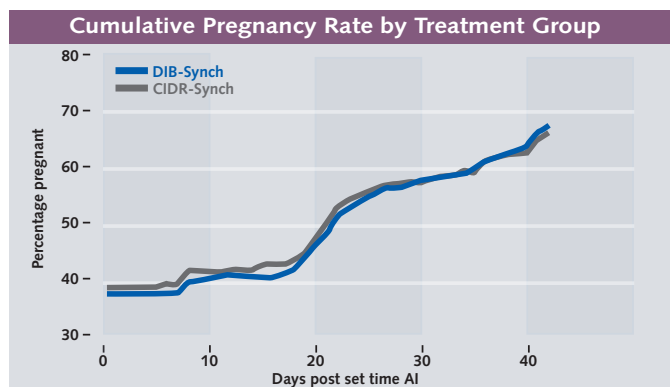


Figure 2: Cumulative pregnancy for DIB-V and CIDR treatment groups.

Study 2

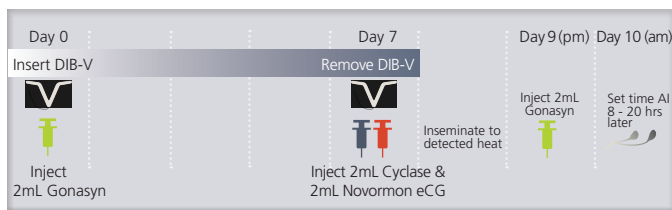
Objective

To compare the efficacy of intravaginal progesterone inserts containing either 1.0g (DIB-V), or 0.5g (DIB-h) progesterone for the treatment of NVO dairy cows in New Zealand.

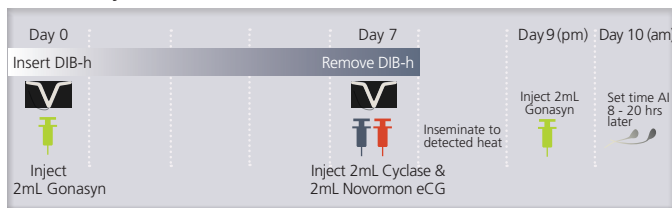
Study design

1002 non-cycling cows from 16 commercial dairy herds across NZ were enrolled in the Study. The Study was conducted in Spring 2012 and overseen by 10 Veterinarians from 9 rural Veterinary Practices. Enrolled cows were assigned to one of two treatment groups:

1. DIB-V Synch Plus (DIB-V + GPG + eCG)



2. DIB-h Synch Plus (DIB-h + GPG + eCG)



Results

Treatment (progesterone content)	Proportion conceiving (95% CI)	
	STAI	28 day
DIB-V (1.0 g)	0.45 (0.41 – 0.50)	0.65 (0.60 – 0.69)
DIB-h (0.5 g)	0.43 (0.38 – 0.47)	0.65 (0.61 – 0.69)

Table 2: Pregnancy rates for Study 2

The results from Study 2 are shown in Table 2. There was no difference between DIB-V and DIB-h treatment groups for any of the outcomes measured ($p > 0.05$), which included proportion conceiving to STAI, proportion conceiving within 28 days from PSM, and mean interval from end of treatment to conception.

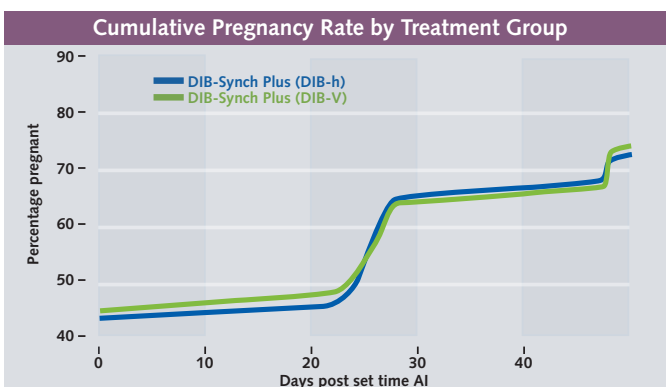


Figure 3: Cumulative pregnancy for DIB-V and DIB-h treatment groups.

Study 3

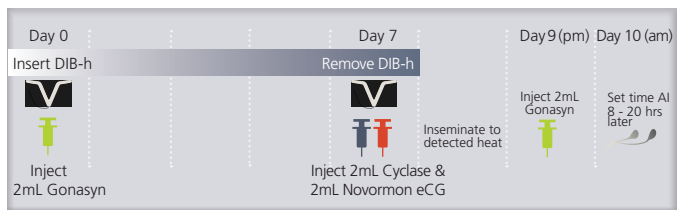
Objective

To compare the efficacy of intravaginal progesterone inserts containing either 0.5g (DIB-h), or 1.38g (CIDR) progesterone for the treatment of NVO dairy cows in New Zealand.

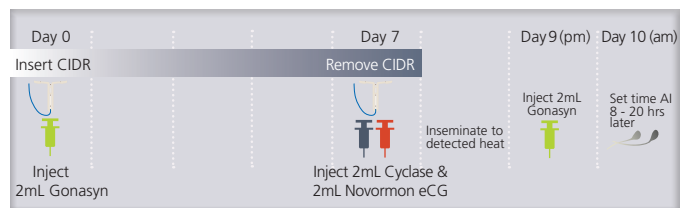
Study design

1060 non-cycling cows from 10 commercial dairy herds in the Waikato region were enrolled. The Study was conducted in Spring 2013 and overseen by Veterinarians from 5 rural Veterinary Practices. Enrolled cows were assigned to one of two treatment groups:

1. DIB-h Synch Plus (DIB-h + GPG + eCG)



2. CIDR Synch Plus (CIDR + GPG + eCG)



Results

Treatment (progesterone content)	Proportion conceiving (95% CI)	
	STAI	28 day
DIB-h (0.5 g)	0.42 (0.38 – 0.46)	0.60 (0.56 – 0.65)
CIDR (1.38 g)	0.43 (0.39 – 0.47)	0.60 (0.56 – 0.65)

Table 3: Pregnancy rates for Study 3

The results from Study 3 are shown in Table 3. There was no difference between DIB-h and CIDR treatment groups for any of the outcomes measured ($p > 0.05$), which included proportion conceiving to STAI, proportion conceiving within 28 days from PSM, and interval from end of treatment to conception.

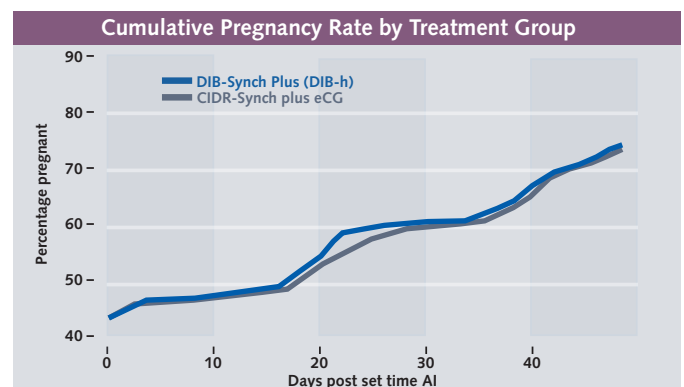


Figure 4: Cumulative pregnancy for CIDR and DIB-h treatment groups.

Discussion

The three studies compared reproductive outcomes for anoestrous dairy cows treated with progesterone inserts containing 0.5g, 1.0g and 1.38g of progesterone. There were no differences seen in pregnancy rates at STAI, 28 days after treatment, or any later time point, for any of the studies.

Release of progesterone from an intravaginal device over a 7 day treatment period is not directly correlated with the quantity of progesterone initially contained in the insert, but is more related to the surface area of the insert and the thickness of the silicon skin (Macmillan, 2014). If inserts contain a higher level of progesterone at the outset of treatment, modern anoestrous cow treatment programs typically lead to more residual progesterone in the insert at the conclusion of the 7 day treatment period.

The results from these studies support international literature which demonstrate bioequivalence of plasma progesterone levels in cows treated with intravaginal inserts containing various levels of progesterone (Rogan et al 2007, Videla et al 2008).

Conclusions

This series of studies demonstrates that anoestrous dairy cows in NZ treated with programs which include DIB-V, CIDR, or DIB-h progesterone inserts for the seven day treatment period have equivalent pregnancy outcomes.

Products used in the studies

DIB-V (A10319)

DIB-h (A10832)

Gonasyn (gonadorelin) (A10642, RVM)

Cyclase (cloprostenol) (A10490, RVM)

Novormon eCG (A10641, RVM)

CIDR (A04559) – Registered to Zoetis NZ Ltd

DIB progesterone inserts, Gonasyn, Novormon and Cyclase are manufactured by Syntex S.A. These products are marketed in New Zealand by registrant AgriHealth NZ Ltd.

All studies were conducted under the approval of the Ruakura Animal Ethics Committee.

AgriHealth would like to acknowledge and thank the veterinarians, veterinary practices and farmers involved in these three NZ trials.

References

- Bo et al, 2007. Systematic Reproductive Management in Dairy Herds. Proceedings of the Society of Dairy Cattle Veterinarians of the NZVA 2007. 155 – 168.
- Hanlon D.W., Wichtel J.J., Xu Z.Z., Burton L.J., 2000. The reproductive performance of anoestrous dairy cows following treatment with progesterone and oestradiol prior to the start of mating. NZVJ, 2000, 48, 136 - 143.
- Hawkins D. Efficacy of inclusion of an additional 400IU eCG 14 days after artificial insemination into a progesterone + GPG + eCG treatment protocol for anoestrus dairy cows. Proceedings DCV Annual Conference 2013, 145-151.
- Macmillan K.L., 2014. The development of the CIDR insert - its properties and its capabilities. Proceedings XXVIII World Buiatrics Congress 2014.
- McDougall S., 2010. Comparison of diagnostic approaches, and a cost-benefit analysis of different diagnostic approaches and treatments of anoestrous dairy cows. New Zealand Veterinary Journal, 58:2, 81-89.
- Rathbone M.J., Kinder J.E., Fike K., Kojima F., Clopton D., Ogle C.R., Bunt C.R., 2001. Recent advances in bovine reproductive endocrinology and physiology and their impact on drug delivery system design for the control of the estrous cycle in cattle. Advanced Drug Delivery Reviews, 2001, 50, 277 - 320.
- Rhodes, F. M., S. McDougall, C. R. Burke, G. A. Verkerk, and K. L. Macmillan, 2003. Treatment of cows with an extended postpartum anestrous interval. J. Dairy Sci. 86:1876–1894.
- Rogan D, Martinez MF, Bo GA, Chesta P, Feresin F, Mapletoft RJ., 2007. Progesterone release patterns from Cue-Mate in comparison to other intravaginal progesterone-releasing devices in lactating dairy cows. Reproduction Fertility and Development 19, 126-127.
- Shephard, R. Efficacy of inclusion of equine chorionic gonadotrophin into a treatment protocol for anoestrous dairy cows. NZVJ, 2013, 61:6, 330 – 336.
- Videla D, Cutaia L, Feresin F, Bo GA. 2008. Progesterone release patterns in lactating dairy cows treated with vaginal devices impregnated with different amounts of progesterone. Reproduction in Domestic Animals 43, 183.
- Young, L. Understanding progesterone requirements when treating New Zealand anoestrous dairy cows using programs with a seven day length of progesterone device insertion. Proceedings XXVIII World Buiatrics Congress 2014.

leading veterinary understanding of NZ cattle reproduction

Cattle reproduction studies conducted throughout New Zealand 2010 - 2014

Bryan, M. The concurrent administration of eCG with prostaglandin in a dairy cow synchrony program and its effect on reproductive outcomes, WBC 2014.

Hawkins D. Efficacy of inclusion of an additional 400IU eCG 14 days after artificial insemination into a progesterone + GPG + eCG treatment protocol for anoestrus dairy cows. Proceedings DCV Annual Conference 2013, 145-151.

Lawrence, L. An improved program for the treatment of anoestrus dairy cows in New Zealand, WBC 2014.

McDougall, S. Prevalence of vaginitis and degree of purulent material on two intravaginal progesterone releasing devices, 2010.

McDougall, S. Effect of addition of eCG on ovarian follicle size and timing of ovulation in a treatment program for anoestrus dairy cows comprising intravaginal progesterone, GnRH and prostaglandin F2 alpha, WBC 2014.

Shephard, R. Efficacy of inclusion of equine chorionic gonadotrophin into a treatment protocol for anoestrus dairy cows. NZVJ, 2013, 61:6, 330 - 336.

Young, L. Understanding progesterone requirements when treating New Zealand anoestrus dairy cows with programs with a seven day length of progesterone device insertion, WBC 2014.

Young, L. Using quantitative observational research to assess cow behaviour during treatment with intravaginal progesterone inserts on New Zealand dairy farms, WBC 2014.